

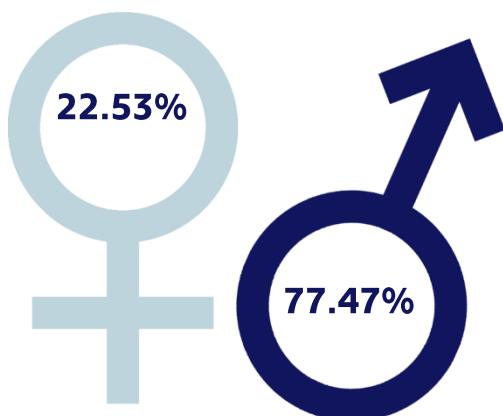
2020-21 GENDER PAY REPORT

This report presents gender pay gap data for Day's Motor Group based on snapshot figures from the wage file on the 5th of April 2021.

Pay and Bonus
Difference between men and women

	MEAN	MEDIAN
HOURLY RATE	16.53%	10.99%
BONUS PAID	46.86%	-1.36%

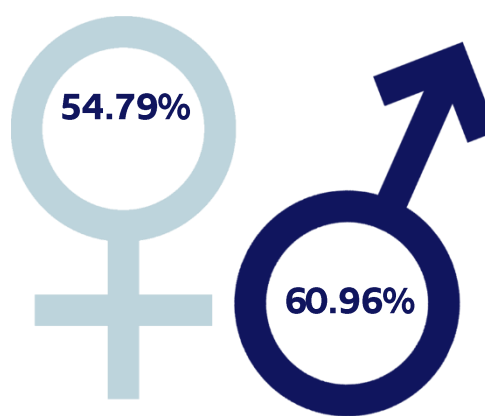
Employee Proportions



Women

Men

% Of employees that received a bonus

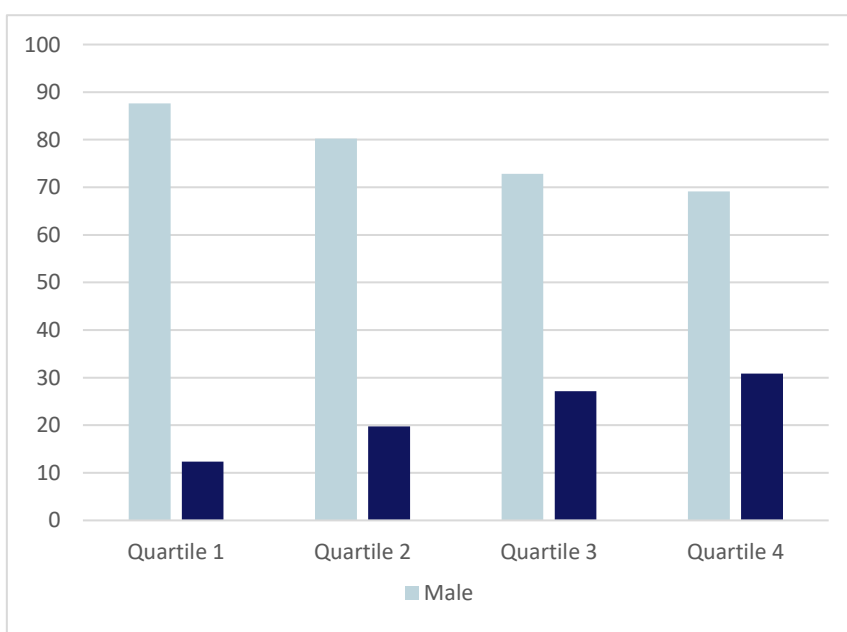


Women

Men

Within Days Motor group a gender pay gap exists due to the nature of the industry and the fact that there are more men than women in senior positions.

Pay Quartiles



The graph illustrates the gender split when the hourly rate of pay is listed in the order of highest to lowest and then split by ranking into quartiles for both men and women.

Explanation of why there is a Gender Pay Gap

A gender pay gap exists due to the imbalance of male and female employees across the whole company, this is in line with the industry that we trade within.

Men and women that work in the same role have an identical pay structure within Days Motor Group.

Grant Matthews
Financial Director